

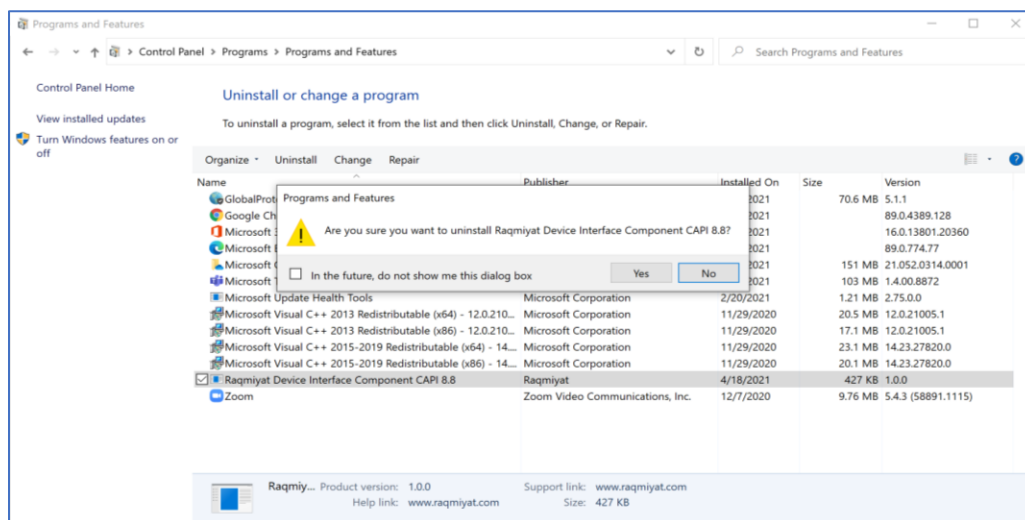
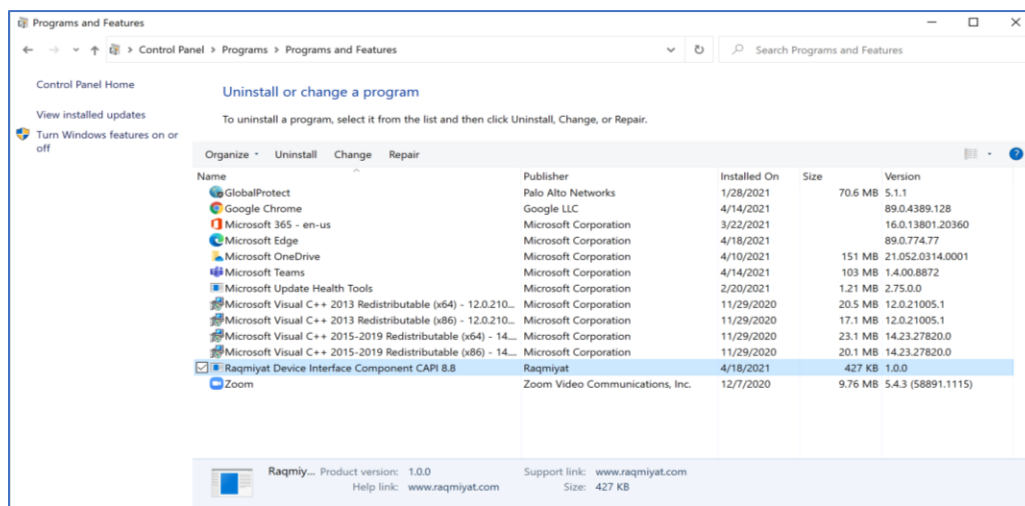
iCollect (cheque scanning) CAPI update guide

This guide will empower you to perform the below mandatory steps in order to update the Security patch TLS 1.2 on iCollect.

- 1- Uninstall the existing Raqmiyat CAPI
- 2- Download/copy the New Raqmiyat CAPI from this guide (password protected)
- 3- Installation steps for New Raqmiyat CAPI

Step 1: Uninstall the existing Raqmiyat CAPI

- a) Navigate to “Control panel”
- b) Go to “Program and Features”
- c) Select “Raqmiyat Device Interface Component CAPI 8.8” and click on Uninstall



You have successfully uninstalled.

iCollect (cheque scanning) CAPI update guide

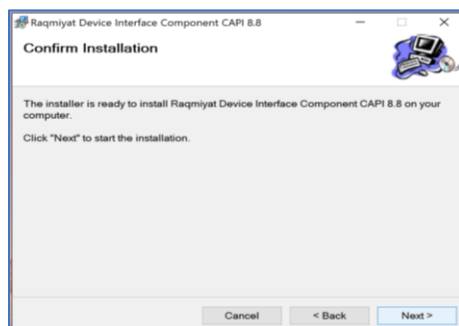
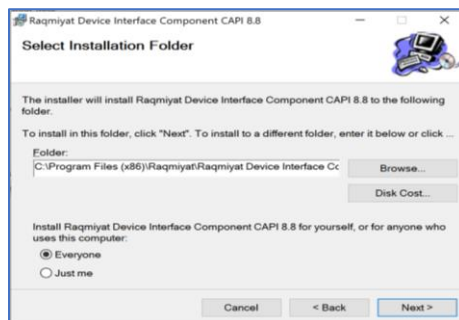
Step 2: Copy CBD_Raqmiyat_CAPI_4.5_New_RELEASE_2021 from below to your desktop.


CBD_Raqmiyat_CAPI_4
.5_New RELEASE_2021



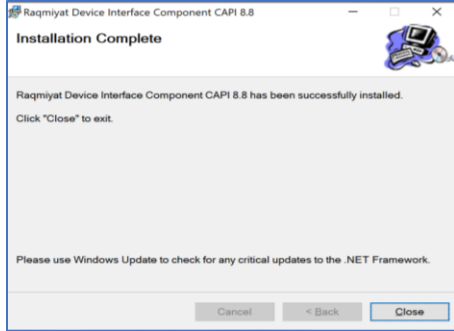
Download Me!

Kindly double click on the downloaded file and follow the below steps till the installation is completed.





iCollect (cheque scanning) CAPI update guide



The required patch has been successfully installed on your PC. Please use iCollect extensively.

Should you have any issue or clarification, please feel free to contact your Relationship manager or write to itb-clientexcellence@cbd.ae